



EXCLUSIVE
ARCHITECTURAL




Wood Flush Specification Guide
Version 2

General Information / Contents

- This Wood Flush Specification Guide in combination with our Door Construction Guide is a tool that provides all of the information needed to quote and/or order Wood Flush Doors either via E-Quote or via a team member.
- Refer to our Door Construction Guide to select from either Wood Flush Ultimate or Wood Flush Max construction. Refer to the Door Construction table below to identify our standards as they relate to wood species, slab thickness, and fire rating.



**EXCLUSIVE
WOOD DOORS**




**EXCLUSIVE
ARCHITECTURAL**

Contents	
Page	Page #
Veneer Width / Veneer Match	4
Vertical Veneer Placement	6
Vertical Veneer Match	7
Horizontal Veneer Placement	8
Horizontal Veneer Match	9

Door Construction				
Wood Species	Slab Thickness	Fire Rating	Product Type	Door Construction
American Walnut	1-3/8"		Interior Door	Wood Flush Max
American Walnut	1-3/4"	20 min.	Interior Door	Wood Flush Max
American Walnut	2-1/4"		Interior Door	Wood Flush Max
American White Oak, Plain Sawn	1-3/8"		Interior Door	Wood Flush Max
American White Oak, Plain Sawn	1-3/4"	20 min.	Interior Door	Wood Flush Max
American White Oak, Plain Sawn	2-1/4"		Interior Door	Wood Flush Max
American White Oak, Rift Sawn	1-3/8"		Interior Door	Wood Flush Max
American White Oak, Rift Sawn	1-3/4"	20 min.	Interior Door	Wood Flush Max
American White Oak, Rift Sawn	2-1/4"		Interior Door	Wood Flush Max
Hard Maple, Random Sawn	1-3/8"		Interior Door	Wood Flush Max
Hard Maple, Random Sawn	1-3/4"	20 min.	Interior Door	Wood Flush Max
Hard Maple, Random Sawn	2-1/4"		Interior Door	Wood Flush Max
Mahogany, Plain Sawn	1-3/8"		Interior Door	Wood Flush Max
Mahogany, Plain Sawn	1-3/4"	20 min.	Interior Door	Wood Flush Max
Mahogany, Plain Sawn	2-1/4"		Interior Door	Wood Flush Max
Mahogany, Quarter Sawn	1-3/8"		Interior Door	Wood Flush Max
Mahogany, Quarter Sawn	1-3/4"	20 min.	Interior Door	Wood Flush Max
Mahogany, Quarter Sawn	2-1/4"		Interior Door	Wood Flush Max



**EXCLUSIVE
WOOD DOORS**



**EXCLUSIVE
ARCHITECTURAL**


Door Construction				
Wood Species	Slab Thickness	Fire Rating	Product Type	Door Construction
Poplar, Paint-Grade	1-3/8"		Interior Door	Wood Flush Ultimate
Poplar, Paint-Grade	1-3/4"		Interior Door	Wood Flush Ultimate
Poplar, Paint-Grade	1-3/4"	20 min.	Interior Door	Wood Flush Max
Poplar, Paint-Grade	2-1/4"		Interior Door	Wood Flush Ultimate
Poplar, Stain-Grade	1-3/8"		Interior Door	Wood Flush Max
Poplar, Stain-Grade	1-3/4"	20 min.	Interior Door	Wood Flush Max
Poplar, Stain-Grade	2-1/4"		Interior Door	Wood Flush Max
Select Cypress, Random Sawn	1-3/8"		Interior Door	Wood Flush Max
Select Cypress, Random Sawn	1-3/4"	20 min.	Interior Door	Wood Flush Max
Select Cypress, Random Sawn	2-1/4"		Interior Door	Wood Flush Max
South American Oak, Random Sawn	1-3/8"		Interior Door	Wood Flush Max
South American Oak, Random Sawn	1-3/4"	20 min.	Interior Door	Wood Flush Max
South American Oak, Random Sawn	2-1/4"		Interior Door	Wood Flush Max

Veneer Width / Veneer Match

- The standard veneer width / veneer match will depend on the wood species/cut of lumber as well as the grain orientation/direction of the veneer.
- Uniform veneer alignment across the face of the door is standard.

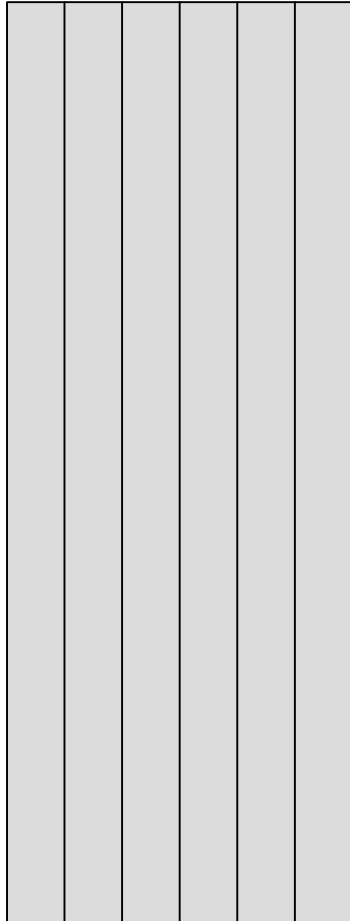


**EXCLUSIVE
WOOD DOORS**



**EXCLUSIVE
ARCHITECTURAL**

Vertical Grain




Vertical Grain		
Wood Species	Min. Veneer Width	Veneer Match
American Walnut	5"	Book Match
American White Oak, Plain Sawn		
Mahogany, Plain Sawn		
Poplar, Paint-Grade		
Poplar, Stain-Grade	4"	Slip Match
American White Oak, Rift Sawn		
Mahogany, Quarter Sawn	5"	Random Match
Hard Maple, Random Sawn		
Select Cypress, Random Sawn		
South American Oak, Random Sawn		

Vertical Veneer Matching

- **Slip Match Veneer:** Veneers are placed in a repetitive pattern showing the same face side without getting turned/flipped.
- **Book Match Veneer:** Veneers are placed in a symmetrical pattern with alternating veneers turned/flipped so that adjacent veneers reflect the open pages of a book.




**EXCLUSIVE
WOOD DOORS**




**EXCLUSIVE
ARCHITECTURAL**

Elevation 1



Elevation 2



Elevation 3



Elevation 4




- Elevation 1: American White Oak, Rift Sawn with Slip Match Veneer.
- Elevation 2: Same as Elevation 1; ordered as a double (pair) door, pairs are matched standard.
- Elevation 3: American Walnut with Book Match Veneer.
- Elevation 4: Same as Elevation 3; ordered as a double (pair) door, pairs are matched standard.

Horizontal Veneer Placement

- **Even # Veneers:** The joint between two central veneers will coincide with the center of the door with respect to height when the veneer count is even.
- **Odd # Veneers:** The center of a veneer will coincide with the center of the door with respect to height when the veneer count is odd.
- **Double (Pair) Doors:** Veneers for double (pair) doors are cut/applied to ensure the veneer pattern (Slip Match or Rotated Slip Match) match/aligns across both doors. Double (pair) doors must be ordered as such to ensure the grain pattern is continued across both doors.

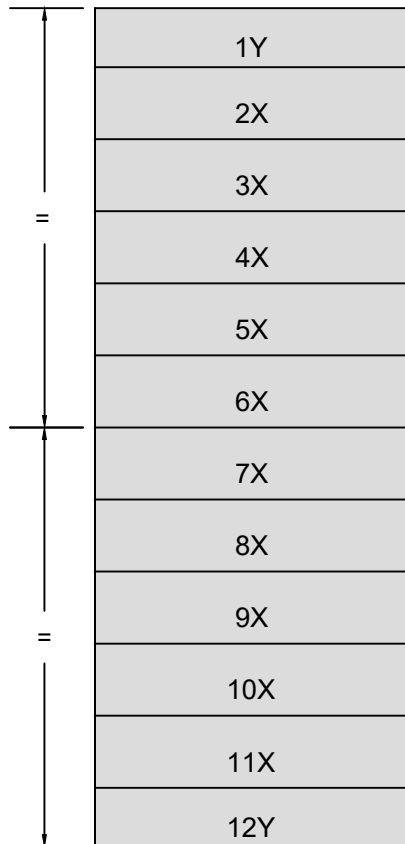


**EXCLUSIVE
WOOD DOORS**

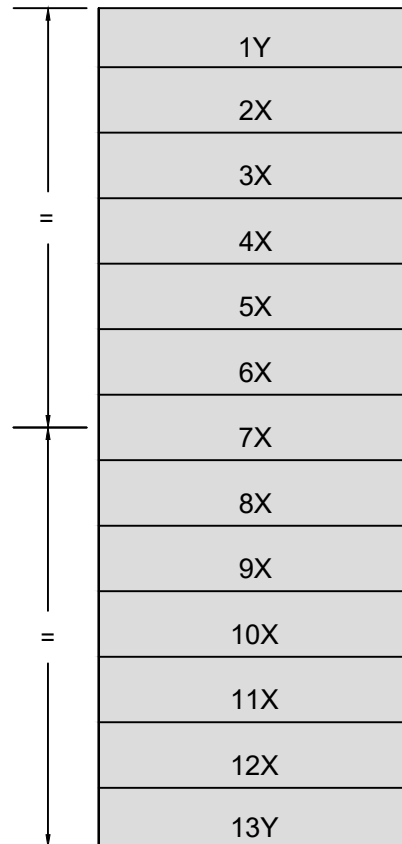


**EXCLUSIVE
ARCHITECTURAL**

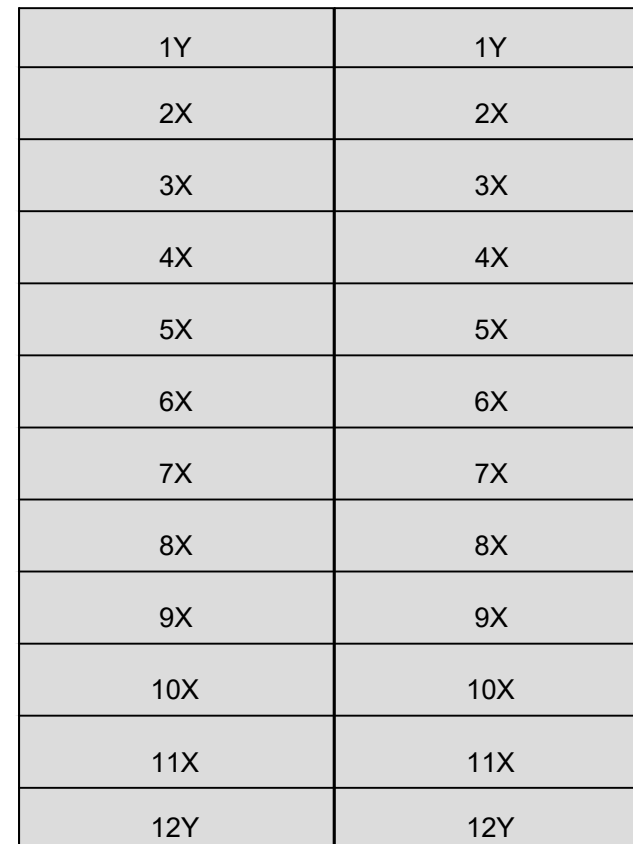
Even # Veneers



Odd # Veneers



Double (Pair) Doors




Horizontal Veneer Matching

- **Slip Match Veneer:** Veneers are placed in a repetitive pattern showing the same face side without getting turned/flipped.
- **Rotated Slip Match Veneer:** Veneers are placed in an alternating grain pattern showing the same face side with every other veneer rotated.



**EXCLUSIVE
WOOD DOORS**




**EXCLUSIVE
ARCHITECTURAL**

Elevation 1




Elevation 2



Elevation 3



Elevation 4



- Elevation 1: Mahogany, Quarter Sawn with Slip Match Veneer.
- Elevation 2: Same as Elevation 1; ordered as a double (pair) door, pairs are matched standard.
- Elevation 3: American Walnut with Rotated Slip Match Veneer.
- Elevation 4: Same as Elevation 3; ordered as a double (pair) door, pairs are matched standard.